



Test Report: NTS-450-148

450W High Reliable Built-in Type True Sine Wave DC-AC Power Inverter

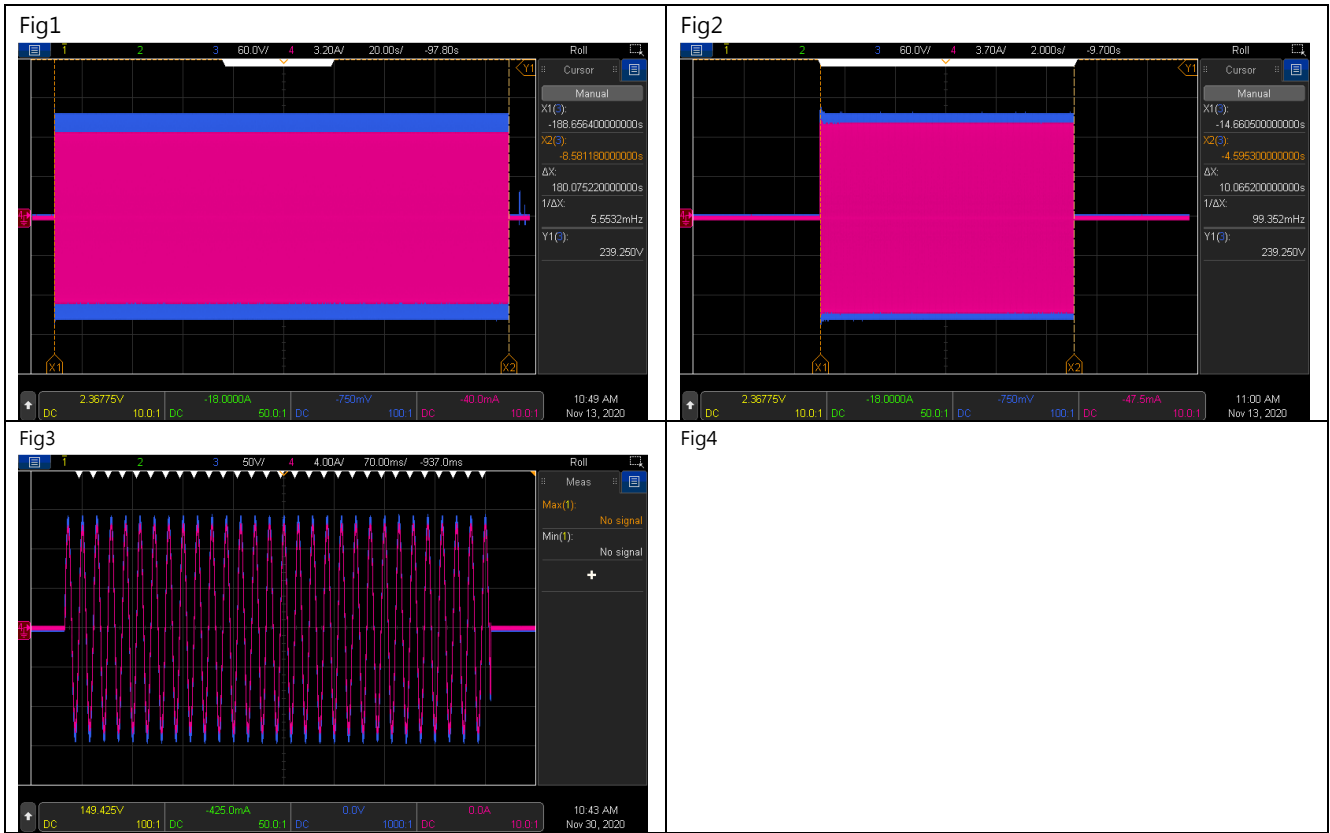
- **DESIGN VERIFY TEST**
 - Output Function Test
 - Input Function Test
 - Protection Function Test
 - Control Function Test
 - APPLICATION Test
 - Component Stress Test
- **SAFETY & E.M.C. TEST**
 - Safety Test
 - E.M.C. Test
- **RELIABILITY TEST**
 - ENVIRONMENT TEST

DESIGN VERIFY TEST

OUTPUT FUNCTION TEST

NO	TEST ITEM	SPECIFICATION	TEST CONDITION	RESULT
1	RATED POWER	450W	IP: 48VDC Ta:25°C	459 W
2	MAXIMUM OUTPUT POWER (TYP)	(1)517.5W/180sec. (2)675w/10sec (3)SURGE POWER 800W FOR 30CYCLE Vin (30±5 CYCLE)	IP: 50VDC OP:TESTING LOAD Ta:25°C	(1) 108.9 V/ 4.64 A/ 180.07 Sec (2) 109.3 V/ 6.23 A/ 10.06 Sec (3) 110 V/ 8.2 A/ 34 Cycle

CH3:O/P VAC CH4:O/P IAC



3	AC Voltage	100 / 110 / 115 / 120Vac selectable by DIP S.W	IP: 48VDC OP: FULL LOAD Ta:25°C	DIP S.W 100VAC: <u>99.0 V</u> DIP S.W 110VAC: <u>109.1 V</u> DIP S.W 115VAC: <u>113.5 V</u> DIP S.W 120VAC: <u>119.2 V</u>
4	FREQUENCY	50/60Hz (±0.1HZ) selectable by DIP S.W	IP: 48VDC OP: FULL LOAD Ta:25°C	DIP S.W 50HZ: <u>50.04 HZ</u> DIP S.W 60HZ: <u>59.95 HZ</u>
5	WAVEFORM	True sine wave (THD<3%)	IP: 50VDC OP: FULL LOAD (1) Vo(min) (2) Vo(nor) (3) Vo(max) Ta:25°C	(1) 1.13 % / Vo(min) /FULL LOAD (2) 1.05 % / Vo(nor) /FULL LOAD (3) 0.92 % / Vo(max) /FULL LOAD

CH3:O/P VAC CH4:O/P IAC

Fig1

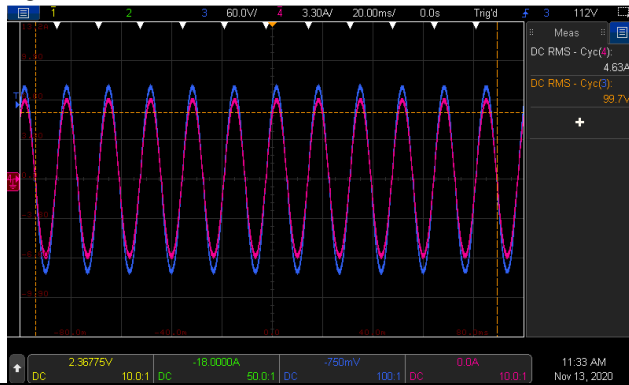


Fig2

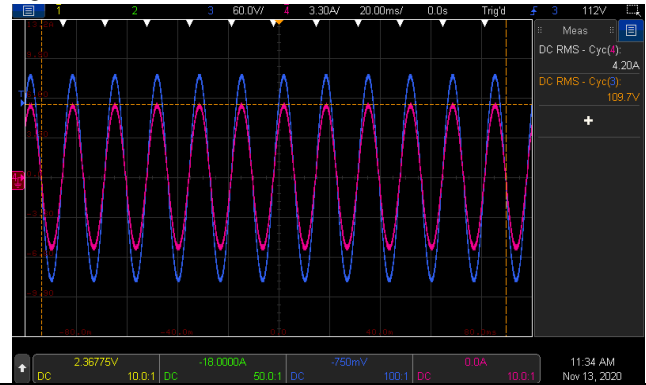
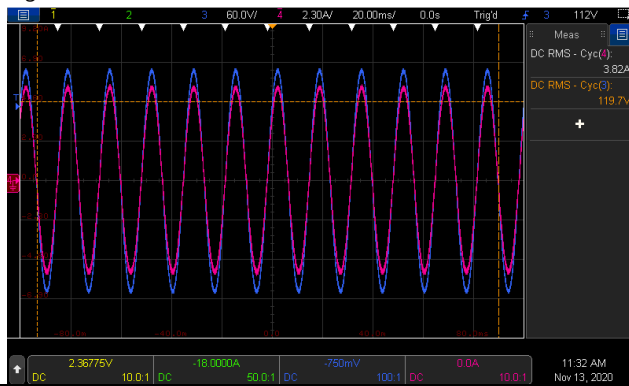
































Fig3



6	AC REGULATION	±3%	IP: 50VDC OP: FULL LOAD/NO LOAD Ta:25°C	<u> -0.82 </u> %
7	Overshoot /Undershoot	<±10%	IP: 48VDC OP: (1) full load turn on (2) no load turn on (3) full /no load change Ta:25°C	(1) <u> -1.27 </u> % (2) <u> 1.27 </u> % (3) <u> 1.8 </u> %
8	O/P voltage DC offset	Vin(nor)= <u> 48 </u> v · Vo<200mv · no load : <u> 67.4mv </u> / full load: <u> 80.6mv </u>		

9	LED STATUS	<ul style="list-style-type: none"> Status test <table border="1"> <thead> <tr> <th>LED</th> <th>Status</th> <th>RESULT</th> </tr> </thead> <tbody> <tr> <td>Green</td> <td> Inverter OK</td> <td>OK</td> </tr> <tr> <td>Orange</td> <td> Remote off  Saving mode</td> <td>OK</td> </tr> <tr> <td>Red</td> <td> Abnormal Status (See SPEC)</td> <td>OK</td> </tr> </tbody> </table> Battery test <table border="1"> <thead> <tr> <th>LED</th> <th>Battery RANGE</th> <th>RESULT</th> </tr> </thead> <tbody> <tr> <td>Green </td> <td>62.0V >Vdc> 50.0V(±1v)</td> <td>61.91>vdc>48.87</td> </tr> <tr> <td>Orange </td> <td>44V<Vdc<50.0V(±1v)</td> <td>44.05 ~49.96 vdc</td> </tr> <tr> <td>Red </td> <td>Vdc< 44.0V · Vdc> 62.0V(±1v)</td> <td>Vdc<44.04V · Vdc>61.94</td> </tr> </tbody> </table> Load test <table border="1"> <thead> <tr> <th>LED</th> <th>LOAD RANGE</th> <th>RESULT</th> </tr> </thead> <tbody> <tr> <td>Green </td> <td>Min. load ~ 40%±5% LOAD</td> <td>Min. load ~42.3 %</td> </tr> <tr> <td>Orange </td> <td>40%±5% ~ 80%±5% LOAD</td> <td>42.4%~ 82.13%</td> </tr> <tr> <td>Red </td> <td>> 80%±5%LOAD</td> <td>>82.28%</td> </tr> </tbody> </table> 	LED	Status	RESULT	Green	 Inverter OK	OK	Orange	 Remote off  Saving mode	OK	Red	 Abnormal Status (See SPEC)	OK	LED	Battery RANGE	RESULT	Green 	62.0V >Vdc> 50.0V(±1v)	61.91>vdc>48.87	Orange 	44V<Vdc<50.0V(±1v)	44.05 ~49.96 vdc	Red 	Vdc< 44.0V · Vdc> 62.0V(±1v)	Vdc<44.04V · Vdc>61.94	LED	LOAD RANGE	RESULT	Green 	Min. load ~ 40%±5% LOAD	Min. load ~42.3 %	Orange 	40%±5% ~ 80%±5% LOAD	42.4%~ 82.13%	Red 	> 80%±5%LOAD	>82.28%
		LED	Status	RESULT																																		
		Green	 Inverter OK	OK																																		
		Orange	 Remote off  Saving mode	OK																																		
		Red	 Abnormal Status (See SPEC)	OK																																		
		LED	Battery RANGE	RESULT																																		
		Green 	62.0V >Vdc> 50.0V(±1v)	61.91>vdc>48.87																																		
		Orange 	44V<Vdc<50.0V(±1v)	44.05 ~49.96 vdc																																		
		Red 	Vdc< 44.0V · Vdc> 62.0V(±1v)	Vdc<44.04V · Vdc>61.94																																		
		LED	LOAD RANGE	RESULT																																		
		Green 	Min. load ~ 40%±5% LOAD	Min. load ~42.3 %																																		
		Orange 	40%±5% ~ 80%±5% LOAD	42.4%~ 82.13%																																		
Red 	> 80%±5%LOAD	>82.28%																																				

INPUT FUNCTION TEST

NO	TEST ITEM	SPECIFICATION	TEST CONDITION	RESULT
1	VOLTAGE RANGE (TYP)	40VDC~66VDC	IP: TESTING OP:NO LOAD/FULL LOAD Ta:25°C I/P: LOW-LINE=42V HIGH-LINE=65V O/P:FULL/MIN LOAD (PLEASE CHECK DERATING CURVE) ON:30Sec OFF:30Sec 10MIN (POWER ON/OFF NO DAMAGE) I/P: 48V O/P:FULL LOAD ON:30ec OFF:30ec 12Hr (POWER ON/OFF NO DAMAGE)	<u>40.1 VDC~ 66.2 VDC/NO LOAD</u> <u>40.2 VDC~ 66.2 VDC/FULL LOAD</u> Test: <u>OK</u>

2	DC CURRENT (TYP)	14A	IP: 48VDC OP:FULL LOAD Ta:25°C	<u>10.2</u> A
3	NO LOAD DISSIPATION (Typ.)	$\leq 1.5W$ @ Saving Mode $\leq 12W$ @NON-Saving Mode	IP: 48VDC OP:NO LOAD Ta:25°C	<u>0.95</u> W <u>8.0</u> W
4	SAVING MODE TO NORMAL	$P_o \geq 25W$	IP: 48VDC OP: TESTING LOAD Ta:25°C	<u>≥ 23</u> W
5	NORMAL TO SAVING MODE	$P_o \leq 10W$	IP: 48VDC OP: TESTING LOAD Ta:25°C	<u>≤ 15</u> W
6	OFF MODE CURRENT DRAW (Typ.)	$\leq 1mA$	IP: 48VDC OP: Sw off Ta:25°C	0.73mA
7	EFFICIENCY(TYP)	450W/91%	IP: 50VDC OP: $P_o=450W$ 110V/60HZ (factory setting) Ta:25°C	92.3 %

PROTECTION TEST

NO	TEST ITEM	SPECIFICATION	TEST CONDITION	RESULT
1	BAT LOW ALARM	44V±1VDC	IP: TESTING OP:FULL LOAD SW:ON Ta:25°C	<u>44.2</u> V
2	BAT LOW SHUT DOWN	40V±1VDC	IP: TESTING OP: FULL LOAD SW:ON Ta:25°C	<u>40.2</u> V
3	BAT LOW RESTART	50V±1VDC	IP: TESTING OP: FULL LOAD SW:ON Ta:25°C	<u>50.2</u> V
4	BAT HIGH ALARM	62V±1VDC	IP: TESTING OP:FULL LOAD SW:ON Ta:25°C	<u>62.3</u> V
5	BAT HIGH SHUT DOWN	66V±1VDC	IP: TESTING OP: FULL LOAD SW:ON Ta:25°C	<u>66.2</u> V
6	BAT HIGH RESTART	60V±1VDC	IP: TESTING OP: FULL LOAD SW:ON Ta:25°C	<u>60.2</u> V

7	OVER TEMPERATURE	Shut down o/p voltage: re-power on	IP: HI LINE/LOW-LINE OP: FULL LOAD SW:ON Ta:25°C	Shut down o/p voltage, re-power on to recover LED DISPLAY: <u>OK</u>
8	OUTPUT SHORT	Shut down o/p voltage: re-power on	IP: 48VDC O/P: FULL LOAD SW:ON Ta:25°C	Shut down o/p voltage, re-power on to recover LED DISPLAY: <u>OK</u> (1).TEST: <u>OK</u>
9	OVER LOAD (typ.)	105%~115%LOAD 180sec 115%~150%LOAD 10 sec Shut down o/p voltage, re-power on to recover	IP: 48VDC OP: TESTING SW:ON Ta:25°C	(1). <u>106%~112 %</u> <u>180.07</u> sec (2). <u>117.4% ~148.3%</u> <u>10.06</u> sec Shut down o/p voltage, re-power on to recover

CONTROL FUNCTION TEST

NO	TEST ITEM	SPECIFICATION	TEST CONDITION	RESULT
1	REMOTE CONTROL	Power ON-OFF remote control by front panel dry contact connector (by RELAY) Open : Normal work Short : Remote off	IP: 48VDC OP: FULL LOAD Ta:25°C	Open : Normal work Short : Remote off TEST: <u>OK</u>

APPLICATION TEST

NO	TEST ITEM	SPECIFICATION	TEST CONDITION	RESULT
1	LAMP	LAMP: <u>240.36</u> W · turn on <u>OK</u> LAMP: <u>383.73</u> W · turn on <u>OK</u> LAMP: <u>463.85</u> W · turn on <u>OK</u>	1. Vin=HIGH LINE 2. O/P=110V/60Hz TEST: <u>OK</u>	
2	INDUCTION MOTOR	<u>0.22</u> HP	1. Vin=HIGH LINE 2. O/P=110V/60Hz TEST: <u>OK</u>	
3	SWITCHING POWER SUPPLY	WITH PFC: <u>EPP-500-48</u> · O/P= <u>450.63W</u>	1. Vin=HIGH LINE 2. O/P=110V/60Hz TEST: <u>OK</u>	
		NO PFC: <u>LRS-350-36</u> · O/P= <u>350.28W</u> W	1. Vin=HIGH LINE 2. O/P=110V/60Hz TEST: <u>OK</u>	

COMPONENT WEAFORM TEST

NO	TEST ITEM	SPECIFICATION	TEST CONDITION	RESULT
1	DC TO DC Power Transistor (D to S) or (C to E) Peak Voltage	Q102 Rated : 200V / 40A	I/P: high line O/P:V(max)/Freq 60HZ VDS: O/P: (1)Full Load Turn On (2) Output Short (3)O.L.P(200%) Turn On (4) NO LOAD Turn On (5) Saving mode Ta:25°C	(1) 171 V (2) 165V (3) 171V (4) 165V (5) 165V

2	DC TO DC Diode Peak Voltage	D 105 Rated : 600V/ 10A	I/P: high line O/P:V(max) /Freq 60HZ O/P: (1)Full Load Turn On (2) Output Short (3)O.L.P(200%) Turn On (4) NO LOAD Turn On (5) Saving mode Ta:25°C	(1)315V (2)327V (3)327V (4)315V (5)311V
3	DC BUS Capacitor Voltage	C118 Rated : 330 u/ 315 V	I/P: high line O/P:V(max) /Freq 60HZ O/P: (1)Full Load Turn On (2) Output Short (3)O.L.P(200%) Turn On (4) NO LOAD Turn On (5) Saving mode Ta:25°C	C118 (1) 295V (2) 295V (3) 295V (4) 295V (5) 295V
4	DC TO AC Power Transistor (D to S) or (C to E) Peak Voltage	Q 200 IKP15N65H5 Rated : 650V/ 20 A	I/P: high line O/P:V(min)/Freq 50HZ VDS: O/P: (1)Full Load Turn On (2) Output Short (3)O.L.P(200%) Turn On (4) NO LOAD Turn On (5) Saving mode Ta:25°C	(1) 319V (2) 371V (3) 335V (4) 311V (5) 311V
5	AUX PWM MOS	Q504 Rated : 18 A/ 200 V Q105 Rated : 40 A/ 200 V	I/P: high line O/P:V(max) /Freq 60HZ O/P: (1)Full Load Turn On (2) Output Short (3)O.L.P(200%) Turn On (4) NO LOAD Turn On (5) Saving mode Ta:25°C	Q504 (1)127.9 V (2) 127.9V (3) 127.9V (4) 127.9V (5) 127.9V Q105 (1)125.5V (2) 127.9V (3) 127.1V (4) 127.1V (5) 127.9V
6	Control IC Voltage Test	MCU IC U303 Rated 2.4 V~ 3.6 V AUX IC U501 Rated 8.2V~30V CHARGE IC U101 Rated -0.3V~20V	I/P: high line O/P:V(max) /Freq 60HZ O/P: (1)Full Load Turn On (2) Output Short (3)O.L.P(200%) Turn On (4) NO LOAD Turn On (5) Saving mode Ta:25°C	U303 (1) 3.39V (2) 3.36V (3) 3.42V (4) 3.39V (5) 3.45V U501 (1)11.8 V (2) 11.8V

		Gate Driver IC U200 Rated -0.3V~20V		(3) 11.8V (4) 11.8V (5) 11.8V U101 (1) 12.46V (2) 12.46V (3) 12.46V (4) 12.46V (5) 12.46V U200 (1) 5.10V (2) 5.10V (3) 5.10V (4) 5.10V (5) 5.10V
--	--	--	--	--

SAFETY & EMC TEST

SAFETY TEST

NO	TEST ITEM	SPECIFICATION	TEST CONDITION	RESULT
1	WITHSTAND VOLTAGE	BAT I/P-ACO/P: 3 KVAC/min AC O/P-FG: 1.5 KVAC/min	BAT I/P-ACO/P 3.6 KVAC/min AC O/P-FG:1.8 KVAC/min Ta:25°C	BAT I/P-ACO/P: 1.935 mA AC O/P-FG: 2.542 mA NO DAMAGE
2	GROUNDING CONTINUITY	IEC62368 FG(PE) TO CHASSIS OR TRACE < 100 mΩ	40 A / 2min Ta:25°C	2mΩ

E.M.C TEST

NO	TEST ITEM	SPECIFICATION	TEST CONDITION	RESULT
1	RADIATION	FCC CLASS A	I/P:24 VDC O/P: :FULL/50% LOAD Ta:25°C	CLASS A
2	E.S.D	EN61000-4-2 AIR : 8KV / Contact : 4KV	I/P: 48VDC O/P:FULL LOAD Ta:25°C	<input checked="" type="checkbox"/> CRITERIA A <input type="checkbox"/> CRITERIA B
3	Test by certified Lab & Test Report Prepare Any contradictions of the test results, please refer to the latest EMC test report			

Reliability Test

NO	TEST ITEM	SPECIFICATION	TEST CONDITION	RESULT																																																																																																																												
1	TEMPERATURE RISE TEST	MODEL : NTS-450-124 1. ROOM AMBIENT BURN-IN : 2 HRS I/P : 25VDC O/P : FULL LOAD Ta= 25.0 °C 2. HIGH AMBIENT BURN-IN : 2 HRS I/P : 25VDC O/P : FULL LOAD Ta= 40.0 °C																																																																																																																														
				<table border="1"> <thead> <tr> <th>NO</th> <th>Position</th> <th>ROOM AMBIENT Ta=25.0 °C</th> <th>HIGH AMBIENT Ta= 40.0 °C</th> </tr> </thead> <tbody> <tr><td>1</td><td>C100</td><td>51.3°C</td><td>60.9°C</td></tr> <tr><td>2</td><td>C101</td><td>53.1°C</td><td>62.3°C</td></tr> <tr><td>3</td><td>Q103</td><td>53.9°C</td><td>64.5°C</td></tr> <tr><td>4</td><td>T101</td><td>67.8°C</td><td>76.0°C</td></tr> <tr><td>5</td><td>L100</td><td>61.1°C</td><td>67.6°C</td></tr> <tr><td>6</td><td>C112</td><td>53.2°C</td><td>60.3°C</td></tr> <tr><td>7</td><td>D107</td><td>62.4°C</td><td>72.1°C</td></tr> <tr><td>8</td><td>C119</td><td>52.3°C</td><td>59.6°C</td></tr> <tr><td>9</td><td>D105</td><td>62.9°C</td><td>72.5°C</td></tr> <tr><td>10</td><td>C118</td><td>51.8°C</td><td>57.8°C</td></tr> <tr><td>11</td><td>Q200</td><td>75.7°C</td><td>86.0°C</td></tr> <tr><td>12</td><td>U501</td><td>66.9°C</td><td>73.0°C</td></tr> <tr><td>13</td><td>L201</td><td>47.5°C</td><td>56.0°C</td></tr> <tr><td>14</td><td>C219</td><td>53.3°C</td><td>57.8°C</td></tr> <tr><td>15</td><td>L200</td><td>84.7°C</td><td>86.4°C</td></tr> <tr><td>16</td><td>Q203</td><td>69.4°C</td><td>78.7°C</td></tr> <tr><td>17</td><td>TSW1</td><td>70.2°C</td><td>75.6°C</td></tr> <tr><td>18</td><td>ZR200</td><td>40.4°C</td><td>50.4°C</td></tr> <tr><td>19</td><td>C114</td><td>44.5°C</td><td>53.7°C</td></tr> <tr><td>20</td><td>T100</td><td>46.0°C</td><td>55.8°C</td></tr> <tr><td>21</td><td>T501</td><td>57.8°C</td><td>65.4°C</td></tr> <tr><td>22</td><td>U101</td><td>48.1°C</td><td>57.2°C</td></tr> <tr><td>23</td><td>Q501</td><td>60.0°C</td><td>67.1°C</td></tr> <tr><td>24</td><td>Q105</td><td>46.4°C</td><td>55.8°C</td></tr> <tr><td>25</td><td>RT300</td><td>53.1°C</td><td>62.5°C</td></tr> <tr><td>26</td><td>Q504</td><td>60.0°C</td><td>68.7°C</td></tr> <tr><td>27</td><td>U303</td><td>55.0°C</td><td>64.6°C</td></tr> <tr><td>28</td><td>U100</td><td>56.9°C</td><td>67.0°C</td></tr> <tr><td>29</td><td>U500</td><td>56.1°C</td><td>66.0°C</td></tr> <tr><td>30</td><td>U201</td><td>56.5°C</td><td>65.6°C</td></tr> </tbody> </table>	NO	Position	ROOM AMBIENT Ta=25.0 °C	HIGH AMBIENT Ta= 40.0 °C	1	C100	51.3°C	60.9°C	2	C101	53.1°C	62.3°C	3	Q103	53.9°C	64.5°C	4	T101	67.8°C	76.0°C	5	L100	61.1°C	67.6°C	6	C112	53.2°C	60.3°C	7	D107	62.4°C	72.1°C	8	C119	52.3°C	59.6°C	9	D105	62.9°C	72.5°C	10	C118	51.8°C	57.8°C	11	Q200	75.7°C	86.0°C	12	U501	66.9°C	73.0°C	13	L201	47.5°C	56.0°C	14	C219	53.3°C	57.8°C	15	L200	84.7°C	86.4°C	16	Q203	69.4°C	78.7°C	17	TSW1	70.2°C	75.6°C	18	ZR200	40.4°C	50.4°C	19	C114	44.5°C	53.7°C	20	T100	46.0°C	55.8°C	21	T501	57.8°C	65.4°C	22	U101	48.1°C	57.2°C	23	Q501	60.0°C	67.1°C	24	Q105	46.4°C	55.8°C	25	RT300	53.1°C	62.5°C	26	Q504	60.0°C	68.7°C	27	U303	55.0°C	64.6°C	28	U100	56.9°C	67.0°C	29	U500	56.1°C	66.0°C	30	U201	56.5°C	65.6°C
NO	Position	ROOM AMBIENT Ta=25.0 °C	HIGH AMBIENT Ta= 40.0 °C																																																																																																																													
1	C100	51.3°C	60.9°C																																																																																																																													
2	C101	53.1°C	62.3°C																																																																																																																													
3	Q103	53.9°C	64.5°C																																																																																																																													
4	T101	67.8°C	76.0°C																																																																																																																													
5	L100	61.1°C	67.6°C																																																																																																																													
6	C112	53.2°C	60.3°C																																																																																																																													
7	D107	62.4°C	72.1°C																																																																																																																													
8	C119	52.3°C	59.6°C																																																																																																																													
9	D105	62.9°C	72.5°C																																																																																																																													
10	C118	51.8°C	57.8°C																																																																																																																													
11	Q200	75.7°C	86.0°C																																																																																																																													
12	U501	66.9°C	73.0°C																																																																																																																													
13	L201	47.5°C	56.0°C																																																																																																																													
14	C219	53.3°C	57.8°C																																																																																																																													
15	L200	84.7°C	86.4°C																																																																																																																													
16	Q203	69.4°C	78.7°C																																																																																																																													
17	TSW1	70.2°C	75.6°C																																																																																																																													
18	ZR200	40.4°C	50.4°C																																																																																																																													
19	C114	44.5°C	53.7°C																																																																																																																													
20	T100	46.0°C	55.8°C																																																																																																																													
21	T501	57.8°C	65.4°C																																																																																																																													
22	U101	48.1°C	57.2°C																																																																																																																													
23	Q501	60.0°C	67.1°C																																																																																																																													
24	Q105	46.4°C	55.8°C																																																																																																																													
25	RT300	53.1°C	62.5°C																																																																																																																													
26	Q504	60.0°C	68.7°C																																																																																																																													
27	U303	55.0°C	64.6°C																																																																																																																													
28	U100	56.9°C	67.0°C																																																																																																																													
29	U500	56.1°C	66.0°C																																																																																																																													
30	U201	56.5°C	65.6°C																																																																																																																													
2	LOW TEMPERATURE TURN ON TEST	TURN ON AFTER 2 HOUR	I/P : 25VDC O/P : 100%LOAD Ta= -25 °C	TEST : OK																																																																																																																												
3	HIGH HUMIDITY HIGH TEMPERATURE HIGH VOLTAGE TURN ON TEST	AFTER 12 HOURS IN CHAMBER ON CONTROL 40 °C NO DAMAGE	I/P : 32.5VDC O/P : FULL LOAD Ta= 40 °C HUMIDITY= 95 %R.H	TEST : OK																																																																																																																												

5	STORAGE TEMPERATURE TEST	1. Thermal shock Temperature : -45°C~ +90°C 2. Temperature change rate : 25°C / MIN 3. Dwell time low and high temperature : 30 MIN/EACH 4. Total test cycle : 5 CYCLE 5. Input/Output condition : STATIC	TEST : OK
7	THERMAL SHOCK TEST	1. Thermal shock Temperature : -25°C~ +45°C 2. Temperature change rate : 25°C / MIN 3. Dwell time low and high temperature : 30 MIN/EACH 4. Total test cycle : 10 CYCLE 5. Input/Output condition : 24VDC/Full Load	TEST : OK
8	VIBRATION TEST	1 Carton & 1 Set (1) Waveform : Sine Wave (2) Frequency : 10~500Hz (3) Sweep Time : 10min/sweep cycle (4) Acceleration : 4G (5) Test Time : 60min in each axis (X.Y.Z) (6) Ta : 25°C	TEST : OK
9	CAPACITOR LIFE CYCLE	SUPPOSE C101 IS THE MOST CRITICAL COMPONENT (1) I/P : 25VDC O/P : FULL LOAD Ta= 25 °C LIFE TIME (2) I/P : 25VDC O/P : FULL LOAD Ta= 40 °C LIFE TIME	(1) 526723.6HRS (2) 378378.2HRS
10	MTBF	Conducted by Parts Stress Analysis Prediction 843.9K hrs min. Telcordia SR-332 (Bellcore) ; 85.0K hrs min. MIL-HDBK-217F (25°C)	
11	Ongoing Reliability Test	I/P : 25VDC O/P : 80% LOAD TA=50°C Demonstration Mean Time Between Failure : 30,000 hours	

TEST RESULT	TESTER	REVIEW	APPROVAL
PASS	LIUTT		WANGDZ

2018.4.30 GP-A50-F010