



Installation Manual

● **Type : DC-DC converter (Families : RSDH-150、RSDH-300)**

● **Introduction**

A DC-DC converter is a device used to convert a DC source from one voltage level to another. Mean Well's DC-DC converters equipped with internal EMI filter stage that possess the required EMC performance.

DC-DC Converter, Models: RSDH-150-12, RSDH-150-24, RSDH-150-32, RSDH-150-48, RSDH-300-12, RSDH-300-24, RSDH-300-32 and RSDH-300-48. Internal permanently connected, models' rating as follows:

Model	RSDH-150-12	RSDH-150-24	RSDH-150-32	RSDH-150-48
INPUT RATINGS:				
Maximum input voltage(Vdc)	1500Vdc	1500Vdc	1500Vdc	1500Vdc
Range of input operating voltage(Vdc)	250-1500Vdc	250-1500Vdc	250-1500Vdc	250-1500Vdc
Max. input current(A)	0.7A	0.7A	0.7A	0.7A
OUTPUT RATINGS				
Nominal output voltage(Vdc)	12V	24V	32V	48V
Maximum continuous output current(A)	10A	6.2A	4.68A	3.12A
Maximum continuous output power(W)	120	150	150	150
Nominal operation temperature range	-40~+50℃	-40~+50℃	-40~+50℃	-40~+50℃
Enclosure Rating Type	Type 1			

Model	RSDH-300-12	RSDH-300-24	RSDH-300-32	RSDH-300-48
INPUT RATINGS:				
Maximum input voltage(Vdc)	1500Vdc	1500Vdc	1500Vdc	1500Vdc
Range of input operating voltage(Vdc)	250-1500Vdc	250-1500Vdc	250-1500Vdc	250-1500Vdc
Max. input current(A)	1.2A	1.5A	1.5A	1.5A
OUTPUT RATINGS				
Nominal output voltage(Vdc)	12V	24V	32V	48V
Maximum continuous output current(A)	20A	12.5A	9.37A	6.25A
Maximum continuous output power(W)	240	300	300	300
Nominal operation temperature range	-40~+50℃	-40~+50℃	-40~+50℃	-40~+50℃
Enclosure Rating Type	Type 1			

● **Installation**

- (1) Before commencing any installation or maintenance work, please disconnect your system from the utility. Ensure that it cannot be re-connected inadvertently!
- (2) For PCB type, at least 5mm insulation distance around the unit should be kept.
- (3) Allow good ventilation for the unit in use to prevent it from overheating. Also, a 10-15 cm clearance must be kept when the adjacent device is a heat source.
- (4) Mounting orientations other than standard orientation or operate under high ambient temperature may increase the internal component temperature and will require a de-rating in output current. Please refer to the specification sheets to receive the optimum mounting position and information about the de-rating curve.
- (5) Input and Output terminal

Terminal Screw Series	Input		Output	
	Screw Size	Suggested Torque	Screw Size	Suggested Torque
RSDH-150	M3.5	13.8kgf-cm(12lb-inch)	#6	8kgf-cm(6.9lb-inch)
RSDH-300	#6	8kgf-cm(6.9lb-inch)	#6	8kgf-cm(6.9lb-inch)

ISO-9001 CERTIFIED

Your Reliable Power Partner

Installation Manual

(6) Torque can be various due to different material, please refer to the following chart.

A Recommend torque for aluminum :

Size of screw (Imperial units)	Recommend torque (kgf-cm)
3-56	2.3±20%
4-40	3.0±20%
4-48	3.3±20%
5-40	4.5±20%
5-44	4.7±20%
6-32	5.6±20%
6-40	6.3±20%
8-32	10.4±20%
8-36	10.8±20%

Size of screw (Metric Units)	Recommend torque (kgf-cm)
M2.5	2.2±20%
M3	4.1±20%
M3.5	6.5±20%
M4	9.7±20%
M5	19.5±10%
M6	33.1±10%
M7	55.3±10%
M8	80.6±10%

B Recommend torque for iron :

Size of screw (Imperial units)	Recommend torque (kgf-cm)
3-56	5.0±20%
4-40	6.9±20%
4-48	7.0±20%
5-40	9.4±20%
5-44	9.9±20%
6-32	12.0±20%
6-40	13.4±20%
8-32	21.8±20%
8-36	23.0±20%

Size of screw (Metric Units)	Recommend torque (kgf-cm)
M2.5	4.6±20%
M3	8.8±20%
M3.5	13.7±20%
M4	20.4±20%
M5	41.1±10%
M6	69.1±10%
M7	117.5±10%
M8	169.4±10%

If above mentioned is not enough due to special application , Nylok Blue Patch screw is recommend, and extra torque can be added if needed.

Installation Manual

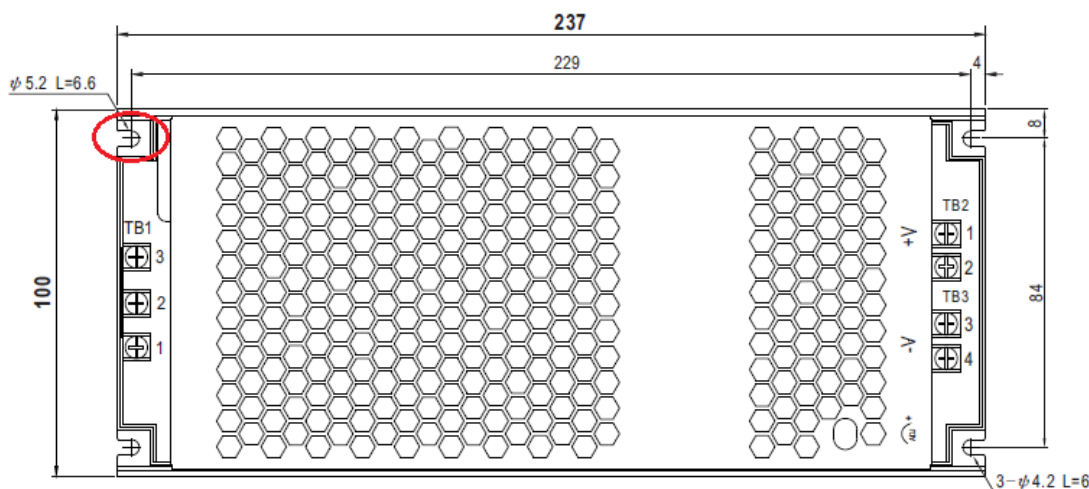
(7) Recommended input/output wires are shown as below.

AWG	18	16	14	12	10	8
Rated Current of Equipment (Amp)	6A	6-10A	10-16A	16-25A	25-32A	32-40A
Cross-section of Lead(mm ²)	0.75	1.00	1.5	2.5	4	6
Note: Current each wire carries should be de-rated to 80% of the current suggested above when using 5 or more wires connected to the unit.						

(8) For PCB type, compatible mating housing please refers to the specifications

(9) For enclosed type, make sure that all strands of each stranded wire enter the terminal connection and the screw terminals are securely fixed to prevent poor contact.

(10) Special instructions for installation of RSDH-300 is shown as below.





The mounting hole circled in red is the protective ground. Please use M5 screw with the diameter of the screw head less than 8mm.

(11) For other information about the products, please refer to www.meanwell.com for details.

● **Warning / Caution !!**

- (1) Risk of irreparable damage. Do not reverse polarity, both input and output.
- (2) Please do not install converters in places with high moisture or near the water.
- (3) Please do not install converters in places with high ambient temperature or near fire source. Please refer to the specifications about the maximum ambient temperature limitations.
- (4) Output current and output wattage must not exceed the rated values on specifications.
- (5) The ground (FG) must be connected to earth ground.
- (6) For system considerations, PCB and enclosed type converters may require an additional inrush current limiting circuit to suppress high inrush current surges. If you are uncertain about that circuit, contact Mean Well.
- (7) All of Mean Well's converters are designed in accordance with EMC regulations and the related test reports are available by request. Since they are belong to component power supplies and will be installed inside system enclosure, when they are integrated into a system, the EMC characteristics of the end system must be re-verified again.
- (8) This product belong to class A information & technology equip. When install in household environment, radiation interference may occur, user must implement corresponding solution.
- (9) The enclosure of surrounding equipments shall comply with V1 of above flammability capability.

Installation Manual

- (10) It should be used with an external fuse.
- (11) Risk of Electric Shock, Do Not Remove Cover. No User Serviceable Parts Inside. Refer Servicing To Qualified Service Personnel.
- (12) Do not remove cover until 5 minutes after disconnecting all sources of supply.
- (13) Field-wiring terminals for both DC Input and DC Output shall be marked:
 - Inputs: "Use 90°C Copper Wire only".
 - Outputs: "Use 90°C Copper Wire only".
- (14)  Caution, risk of danger.
- (15)  Protective conductor terminal.
- (16) +Vo Output positive terminal
-Vo Output negative terminal

● **APPLICABLE REQUIREMENTS**

CSA C22.2 No. 107.1:16 (Fourth Edition);
UL 1741 (Third Edition; Reprint with revisions through and including May 19, 2023)



Installation Manual

Manufacturer :

MEAN WELL ENTERPRISES Co., LTD.
No.28, Wuquan 3rd Rd., Wugu Dist.,
New Taipei City 24891, Taiwan
Tel: +886-2-2299-6100
Web: www.meanwell.com

Branch Office :

China

MEAN WELL (GUANGZHOU)
ENTERPRISES Co., LTD.
No.11, Jingu South Road, Huadong
Town, Huadu Distric, Guangzhou,
Gungzhou, China
Tel: +86-20-3773-7100
Web: www.meanwell.com.cn

China

SUZHOU MEAN WELL
TECHNOLOGY Co., LTD.
No.269 Changping Rd. , Huangdai
Town, Xiangcheng District
Suzhou, Jiangsu Province, China
Post Code: 215152
Tel: +86-512-6508-8600
Web: www.meanwell.cc

U.S.A.

MEAN WELL USA, INC.
44030 Fremont Blvd., Fremont,
CA 94538, U.S.A.
Tel: +1-510-683-8886
Web: www.meanwellusa.com

Europe

MEAN WELL EUROPE B.V.
Langs de Werf 8, 1185XT Amstelveen, The
Netherlands
Tel: +31-20-758-6000
Web: www.meanwell.eu

2024.09.15



Declaration of China RoHS Conformity

In order to reduce the impacts on the environment and take the more responsibility for protecting the earth, MEAN WELL is confirming and announcing the conformity to China RoHS, an Administrative Measures for the Restriction of the Use of Hazardous Substances in Electrical and Electronic Products.

Environment Friendly Use Period Label

	Observing SJT 11364-2014, Marking for the Restricted Use of Hazardous Substances in Electronic and Electrical Products
	Observing SJ/Z 11388-2009, General Guidelines of Environment-friendly Use Period of Electronic Information Products Appendix B, adopting table look-up to verify the Environment Friendly Use Period

Names and Contents of Hazardous Substances Lists

Part Name	Hazardous Substances					
	Lead (Pb)	Mercury (Hg)	Cadmium (Cd)	Hexavalent chromium (Cr ⁶⁺)	Polybrominated biphenyls (PBB)	Polybrominated diphenyl ethers (PBDE)
PCB and its components	X	O	O	O	O	O
Metal structure parts	X	O	O	O	O	O
Plastic structure parts	O	O	O	O	O	O
Accessories	O	O	O	O	O	O
Cables	X	O	O	O	O	O

O: The concentration of the hazardous substances within the homogeneous material of that product is less than the concentration limits set by GB/T 26572-2011.
X: The concentration of the hazardous substances within the homogeneous material of that product is over the concentration limits set by GB/T 26572-2011; however, it follows the standard advised by 2011/65/EU.



Declaration of China VOC Conformity

In order to reduce the impacts on the environment and take the more responsibility for protecting the earth, MEAN WELL is confirming and announcing the conformity to China's Standardization Administration Releases VOC Standards

Standard No.	Name of the Standard
GB 30981-2020	Limit of harmful substances of industrial protective coatings
GB 33372-2020	Limits for volatile organic compounds content in adhesive
GB 38507-2020	Limits for volatile organic compounds (VOCs) In printing ink
GB 38508-2020	Limits for volatile organic compounds content in cleaning agents



Declaration of Five PBT TSCA Conformity

In order to reduce the impacts on the environment and take the more responsibility for protecting the earth, MEAN WELL hereby confirms that MEAN WELL product series comply with Use and Risk Management for Five PBT Chemicals under TSCA section 6(h)

CAS No.	Substance Name
1163-19-5	Decabromodiphenyl ether (DecaBDE)
68937-41-7	Phenol, isopropylated, phosphate (3:1) PIP (3:1)
732-26-3	2,4,6-Tris (tert-butyl) phenol (2,4,6-TTBP)
133-49-3	Pentachlorothiophenol (PCTP)
87-68-3	Hexachlorobutadiene (HCBD)